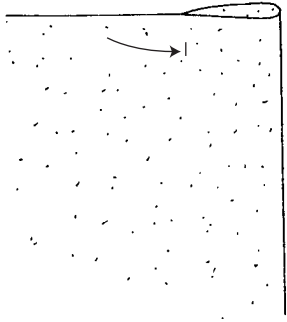


## TIP OF THE MONTH MAY 2009

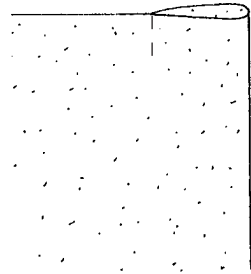
### HOW TO STITCH A PLEAT EVENLY

Begin 1/2" from top.  
Take only one or two  
stitches.



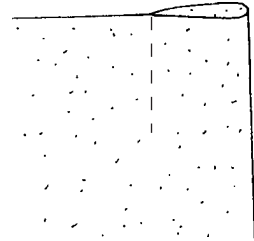
Direction  
of sewing

Back-tack all  
the way to the  
top.



Direction  
of sewing

Stitch forward  
all the way down,  
and back-tack.



Direction  
of sewing

Taken (in part) from  
M'Fay Workroom Manual